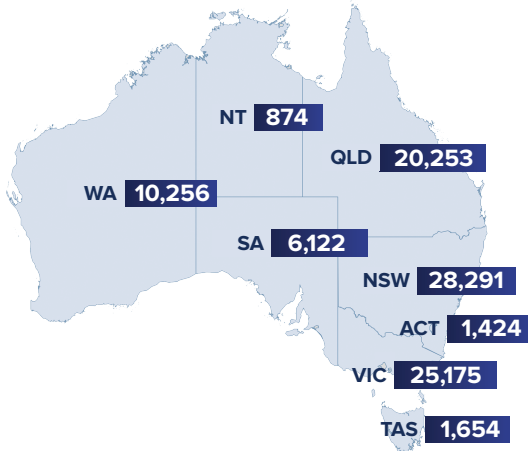


NEW VEHICLE SALES APRIL 2026



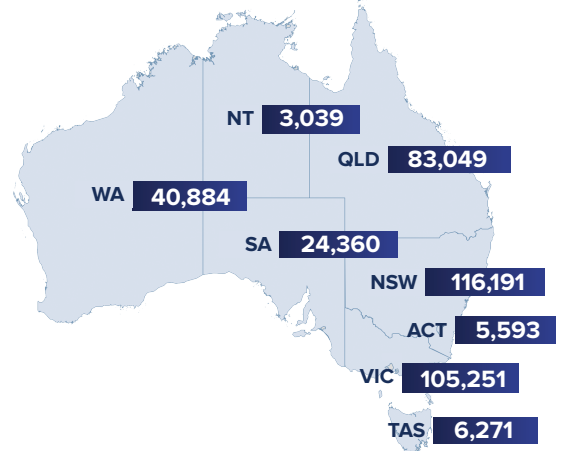
AUSTRALIAN
AUTOMOTIVE
DEALER
ASSOCIATION

SALES FOR APRIL 2026



NATIONWIDE **94,049** ↑ **2.99%**

SALES YTD



NATIONWIDE **384,638** ↓ **0.68%**

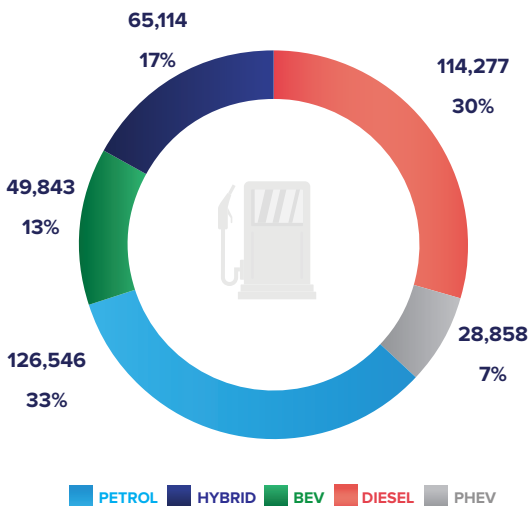
TOP 10 MAKES YTD

Rank	Make	TOTAL SALES	MARKET SHARE
1	Toyota	59,675	15.51%
2	Mazda	27,526	7.16%
3	Kia	27,080	7.04%
4	Ford	25,920	6.74%
5	BYD	25,243	6.56%
6	Hyundai	25,103	6.53%
7	GWM	19,595	5.09%
8	Mitsubishi	17,345	4.51%
9	Chery	16,058	4.17%
10	MG	14,273	3.71%

TOP 10 MODELS YTD

Rank	Model	TOTAL SALES
1	Ford Ranger	15,841
2	Toyota Hilux	13,427
3	Chery Tiggo 4 Pro	9,186
4	Hyundai Kona	8,336
5	Isuzu Ute D-Max	8,252
6	Mitsubishi Outlander	7,903
7	Toyota RAV4	7,571
8	Mazda CX-5	7,477
9	GWM Haval Jolion	7,360
10	Ford Everest	7,081

FUEL TYPE YTD



MARKET SEGMENT YTD

