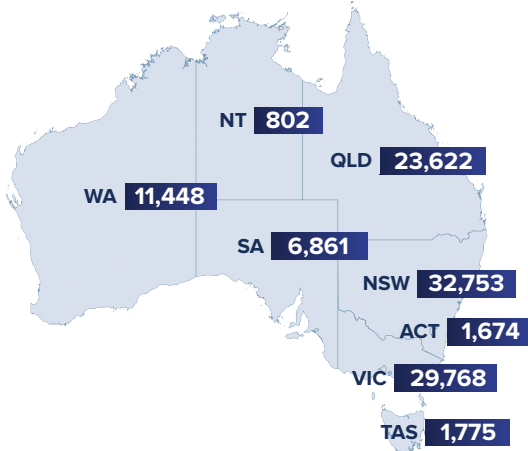


# NEW VEHICLE SALES MARCH 2026



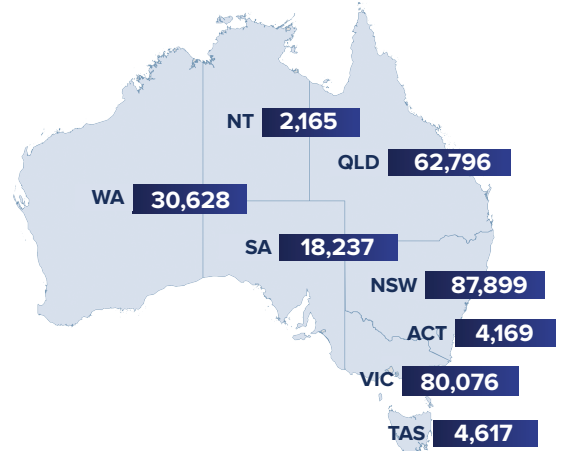
AUSTRALIAN  
AUTOMOTIVE  
DEALER  
ASSOCIATION

## SALES FOR MARCH 2026



NATIONWIDE **108,703** ↓ 2.61%

## SALES YTD



NATIONWIDE **290,587** ↓ 1.81%

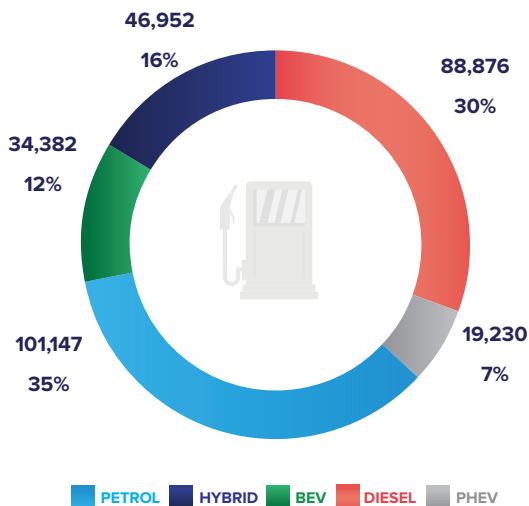
## TOP 10 MAKES YTD

Rank	Make	TOTAL SALES	MARKET SHARE
1	Toyota	44,490	15.31%
2	Mazda	21,890	7.53%
3	Kia	20,630	7.10%
4	Ford	20,172	6.94%
5	Hyundai	19,101	6.57%
6	BYD	17,541	6.04%
7	GWM	14,878	5.12%
8	Mitsubishi	14,103	4.85%
9	Chery	11,736	4.04%
10	MG	10,595	3.65%

## TOP 10 MODELS YTD

Rank	Model	TOTAL SALES
1	Ford Ranger	12,180
2	Toyota Hilux	10,592
3	Chery Tiggo 4 Pro	6,807
4	Mitsubishi Outlander	6,363
5	Mazda CX-5	6,247
6	Hyundai Kona	6,178
7	Isuzu Ute D-Max	6,057
8	Tesla Model Y	5,897
9	GWM Haval Jolion	5,606
10	Mitsubishi Triton	5,604

## FUEL TYPE YTD



## MARKET SEGMENT YTD

