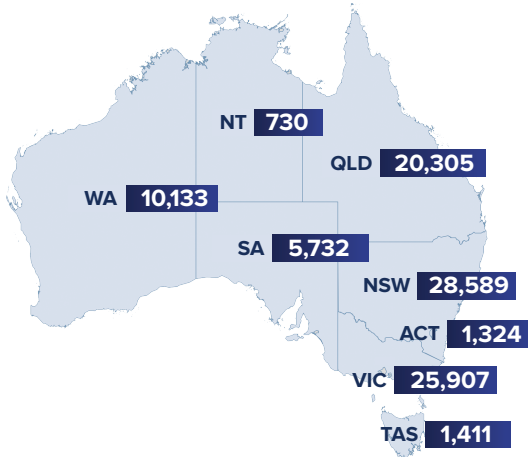


# NEW VEHICLE SALES FEBRUARY 2026



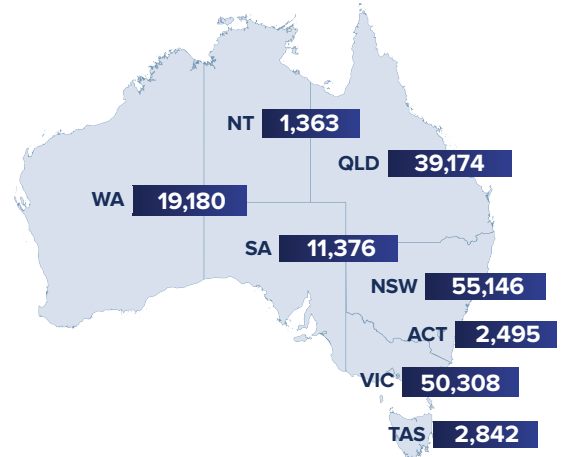
AUSTRALIAN  
AUTOMOTIVE  
DEALER  
ASSOCIATION

## SALES FOR FEBRUARY 2026



NATIONWIDE **94,131** ↓ **2.67%**

## SALES YTD



NATIONWIDE **181,884** ↓ **1.33%**

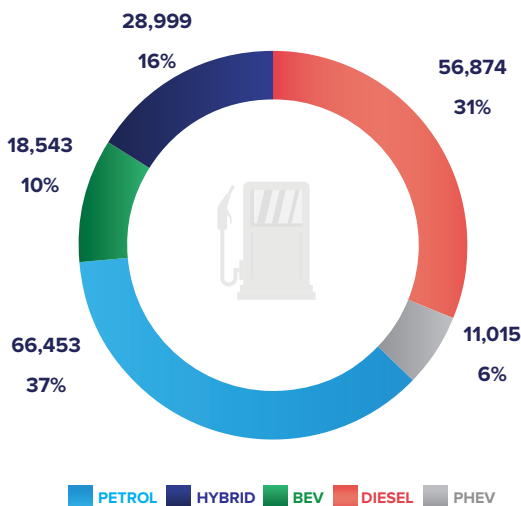
## TOP 10 MAKES YTD

		TOTAL SALES	MARKET SHARE
1	Toyota	27,916	15.35%
2	Mazda	14,734	8.10%
3	Kia	13,310	7.32%
4	Ford	13,023	7.16%
5	Hyundai	12,122	6.66%
6	BYD	10,324	5.68%
7	GWM	9,198	5.06%
8	Mitsubishi	9,102	5.00%
9	Chery	7,718	4.24%
10	MG	6,377	3.51%

## TOP 10 MODELS YTD

		TOTAL SALES
1	Ford Ranger	7,728
2	Toyota Hilux	6,425
3	Chery Tiggo 4 Pro	4,549
4	Mazda CX-5	4,388
5	Mitsubishi Outlander	4,045
6	Isuzu Ute D-Max	3,890
7	Hyundai Kona	3,862
8	Ford Everest	3,691
9	Mitsubishi Triton	3,682
10	GWM Haval Jolion	3,593

## FUEL TYPE YTD



## MARKET SEGMENT YTD

