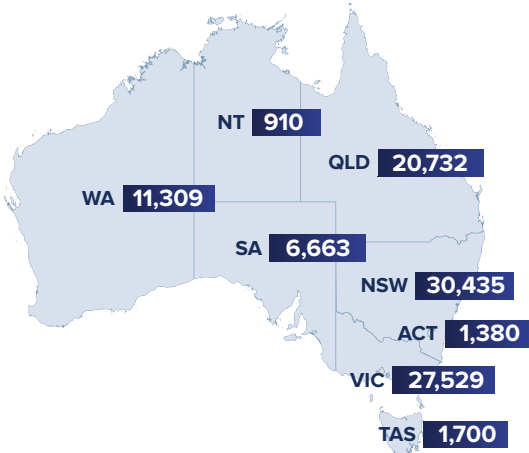


NEW VEHICLE SALES OCTOBER 2025

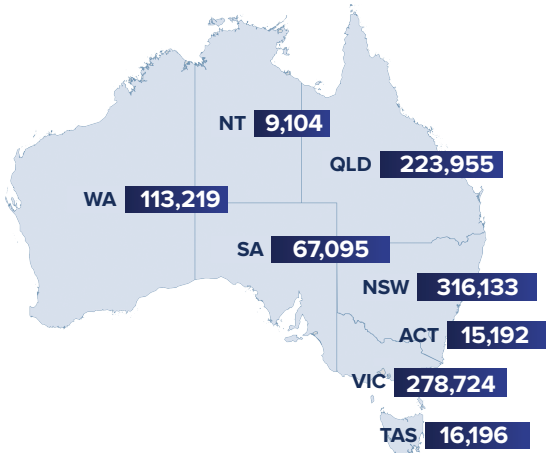


SALES FOR OCTOBER 2025



NATIONWIDE **100,658** ↑ **0.69%**

SALES YTD



NATIONWIDE **1,039,618** ↑ **0.36%**

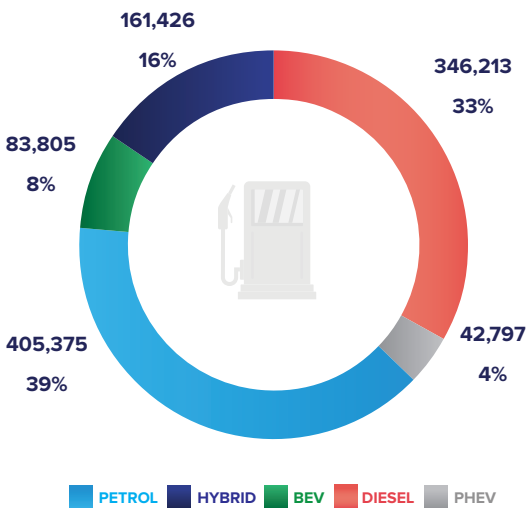
TOP 10 MAKES YTD

		TOTAL SALES	MARKET SHARE
1	Toyota	201,535	19.39%
2	Ford	78,451	7.55%
3	Mazda	77,382	7.44%
4	Kia	69,494	6.68%
5	Hyundai	64,861	6.24%
6	Mitsubishi	52,364	5.04%
7	GWM	43,774	4.21%
8	BYD	41,882	4.03%
9	MG	36,176	3.48%
10	Isuzu Ute	35,114	3.38%

TOP 10 MODELS YTD

		TOTAL SALES
1	Ford Ranger	46,452
2	Toyota Hilux	45,257
3	Toyota RAV4	39,519
4	Toyota Prado	23,298
5	Isuzu Ute D-Max	22,615
6	Ford Everest	21,915
7	Hyundai Kona	19,028
8	Mazda CX-5	18,842
9	Mitsubishi Outlander	18,517
10	Tesla Model Y	17,972

FUEL TYPE YTD



MARKET SEGMENT YTD

