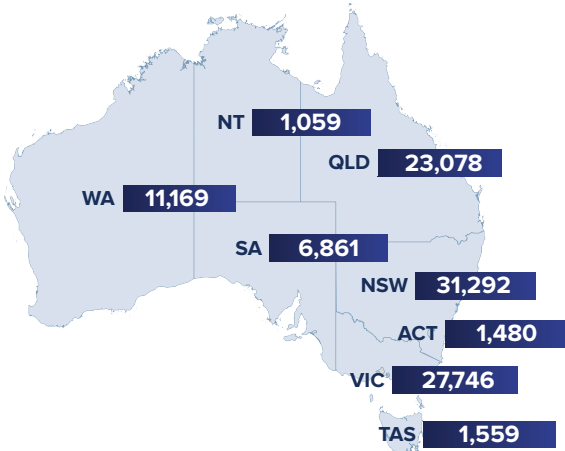


# NEW VEHICLE SALES

## JULY 2025

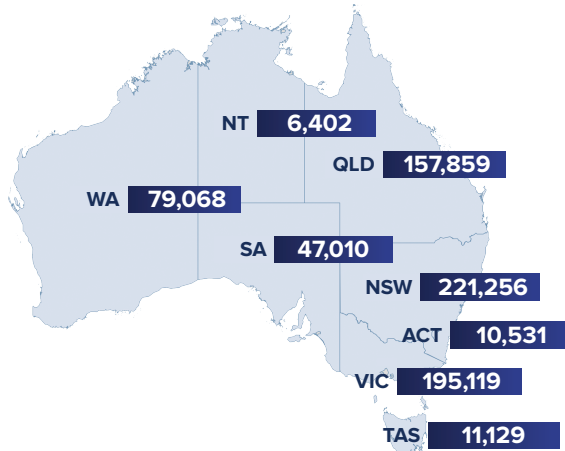


### SALES FOR JULY 2025



NATIONWIDE **104,244** **↑ 2.02%**

### SALES YTD



NATIONWIDE **728,374** **↓ 0.94%**

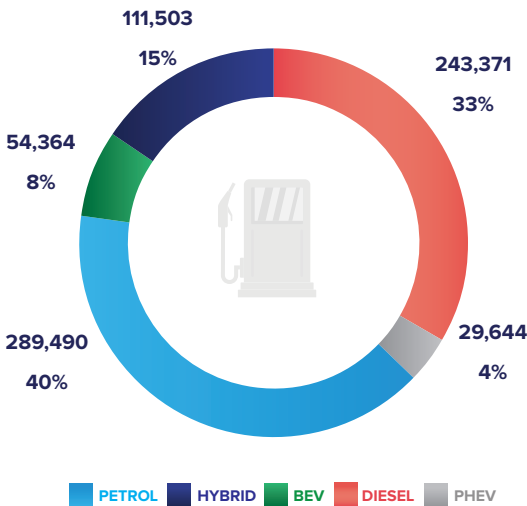
### TOP 10 MAKES YTD

		TOTAL SALES	MARKET SHARE
1	Toyota	142,700	19.59%
2	Mazda	56,394	7.74%
3	Ford	54,579	7.49%
4	Kia	48,152	6.61%
5	Hyundai	45,635	6.27%
6	Mitsubishi	38,362	5.27%
7	GWM	29,910	4.11%
8	BYD	27,962	3.84%
9	Isuzu Ute	25,869	3.55%
10	MG	24,682	3.39%

### TOP 10 MODELS YTD

		TOTAL SALES
1	Ford Ranger	32,241
2	Toyota Hilux	30,943
3	Toyota RAV4	28,449
4	Toyota Prado	17,922
5	Isuzu Ute D-Max	16,416
6	Ford Everest	14,719
7	Mazda CX-5	13,812
8	Mitsubishi Outlander	13,268
9	Hyundai Kona	13,144
10	Hyundai Tucson	12,186

### FUEL TYPE YTD



### MARKET SEGMENT YTD

