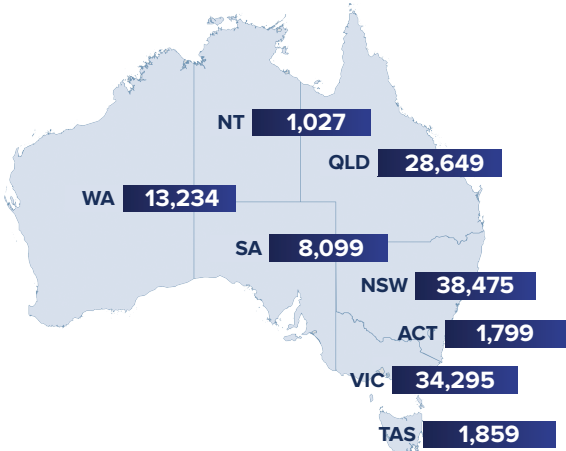


# NEW VEHICLE SALES JUNE 2025

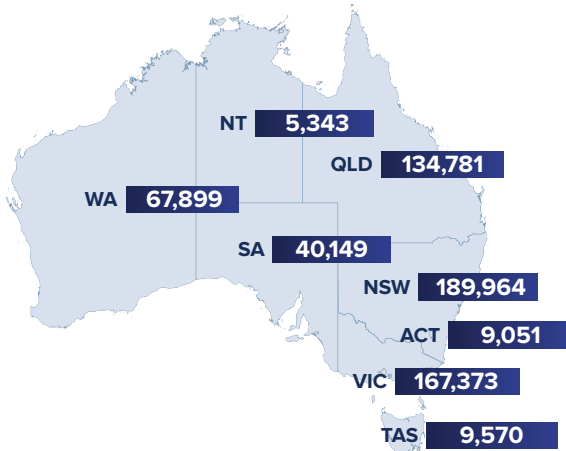


## SALES FOR JUNE 2025



NATIONWIDE **127,437** **↑ 6.18%**

## SALES YTD



NATIONWIDE **624,130** **↓ 1.42%**

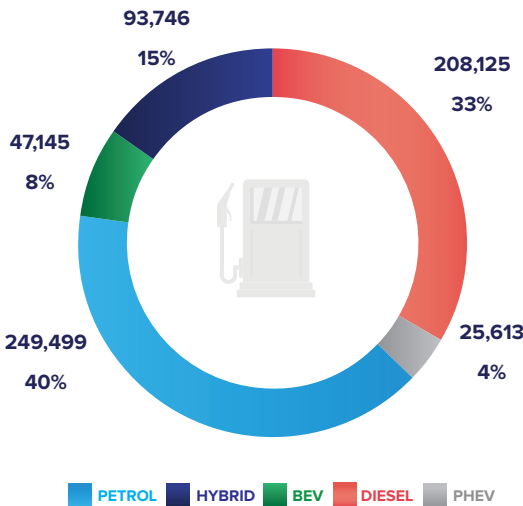
## TOP 10 MAKES YTD

		TOTAL SALES	MARKET SHARE
1	Toyota	120,978	19.38%
2	Mazda	48,942	7.84%
3	Ford	47,300	7.58%
4	Kia	40,750	6.53%
5	Hyundai	38,948	6.24%
6	Mitsubishi	33,379	5.35%
7	GWM	25,189	4.04%
8	BYD	23,355	3.74%
9	Isuzu Ute	21,883	3.51%
10	MG	21,674	3.47%

## TOP 10 MODELS YTD

		TOTAL SALES
1	Ford Ranger	28,311
2	Toyota Hilux	26,267
3	Toyota RAV4	24,034
4	Toyota Prado	15,583
5	Isuzu Ute D-Max	14,065
6	Ford Everest	12,294
7	Mazda CX-5	11,991
8	Mitsubishi Outlander	11,399
9	Hyundai Kona	11,241
10	Kia Sportage	10,558

## FUEL TYPE YTD



## MARKET SEGMENT YTD

