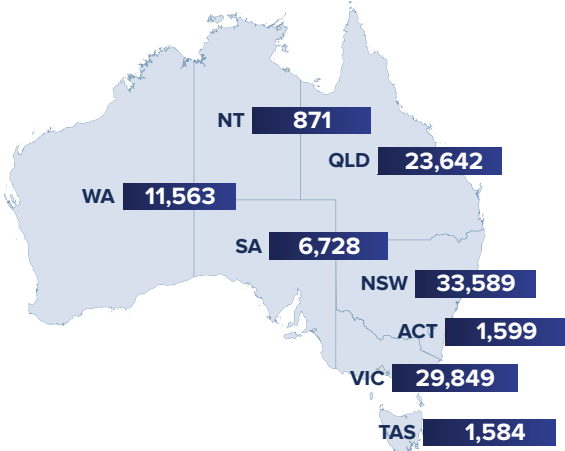


NEW VEHICLE SALES MAY 2025

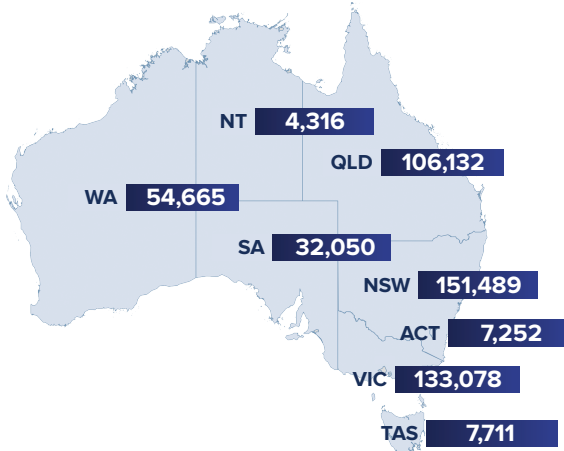


SALES FOR MAY 2025



NATIONWIDE **109,425** ↓ **1.64%**

SALES YTD



NATIONWIDE **496,693** ↓ **3.19%**

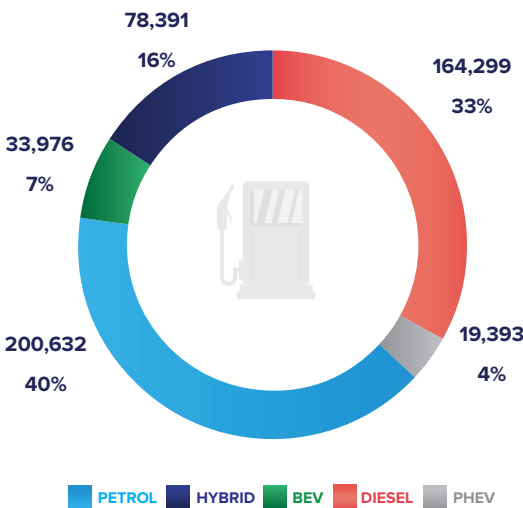
TOP 10 MAKES YTD

		TOTAL SALES	MARKET SHARE
1	Toyota	100,753	20.28%
2	Mazda	39,537	7.96%
3	Ford	37,197	7.49%
4	Kia	32,940	6.63%
5	Hyundai	30,541	6.15%
6	Mitsubishi	28,043	5.65%
7	GWM	19,725	3.97%
8	MG	17,778	3.58%
9	Nissan	17,136	3.45%
10	Isuzu Ute	16,731	3.37%

TOP 10 MODELS YTD

		TOTAL SALES
1	Ford Ranger	22,018
2	Toyota RAV4	21,613
3	Toyota Hilux	20,072
4	Toyota Prado	13,406
5	Isuzu Ute D-Max	10,946
6	Mitsubishi Outlander	10,203
7	Ford Everest	9,589
8	Mazda CX-5	9,409
9	Hyundai Kona	8,757
10	Kia Sportage	8,723

FUEL TYPE YTD



MARKET SEGMENT YTD

