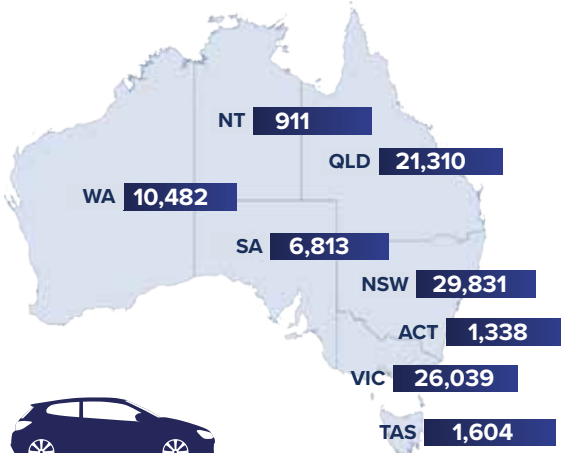
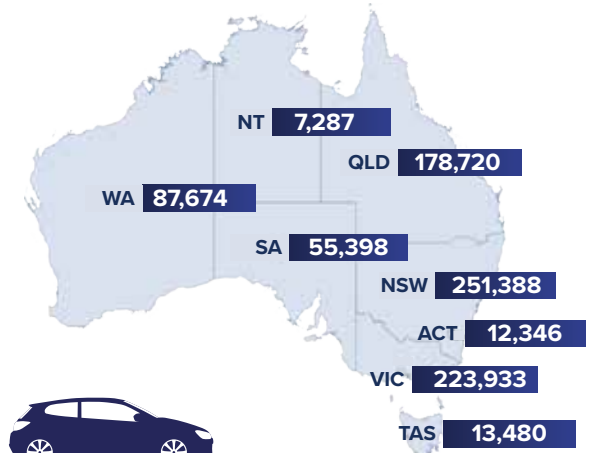


SALES FOR AUGUST 2024



NATIONWIDE **98,328** ↓ **10.6%**

SALES YTD



NATIONWIDE **830,226** ↑ **5.3%**

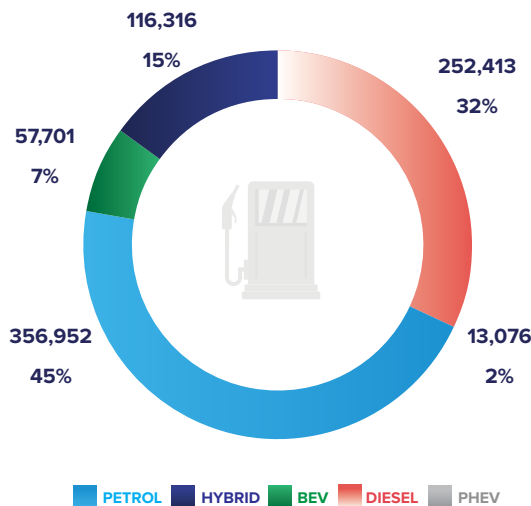
TOP 10 MAKES YTD

Rank	Make	TOTAL SALES	MARKET SHARE
1	Toyota	165,496	19.9%
2	Ford	66,261	8.0%
3	Mazda	65,286	7.9%
4	Kia	54,823	6.6%
5	Mitsubishi	50,868	6.1%
6	Hyundai	48,314	5.8%
7	Isuzu Ute	33,648	4.1%
8	MG	32,255	3.9%
9	Nissan	31,593	3.8%
10	Subaru	28,348	3.4%

TOP 10 MODELS YTD

Rank	Model	TOTAL SALES
1	Ford Ranger	43,877
2	Toyota RAV4	38,050
3	Toyota Hilux	37,758
4	Isuzu Ute D-Max	20,737
5	Mitsubishi Outlander	18,741
6	Toyota Corolla	17,722
7	Mazda CX-5	15,878
8	Ford Everest	15,711
9	MG ZS	15,200
10	Kia Sportage	14,040

FUEL TYPE YTD



MARKET SEGMENT YTD

