





VFACTS 2022

TOP 20 BRANDS AND MODELS

WHOLE OF YEAR 2022

							
BRANDS		VOLUME	% VARIANCE	MODELS		VOLUME	% VARIANCE
1	Toyota	231,050	3.3%	1	Toyota Hilux 4X4	47,329	19.6%
2	Mazda	95,718	-5.3%	2	Ford Ranger 4X4	43,128	-6.2%
3	Kia	78,330	15.3%	3	Toyota RAV4	34,845	-2.5%
4	Mitsubishi	76,991	13.7%	4	Mazda CX-5	27,062	8.4%
5	Hyundai	73,345	0.6%	5	Toyota Corolla	25,284	-12.1%
6	Ford	66,628	-6.7%	6	Mitsubishi Triton 4X4	23,953	46.7%
7	MG	49,582	27.1%	7	MG ZS	22,466	21.9%
8	Subaru	36,036	-2.6%	8	Hyundai i30	21,166	-17.2%
9	Isuzu Ute	35,323	-1.2%	9	Toyota Prado	21,102	-0.9%
10	Volkswagen	30,946	-24.1%	10	Isuzu Ute D-Max 4X4	20,124	8.0%
11	Mercedes-Benz	26,801	-5.5%	11	Mitsubishi Outlander	19,546	34.1%
12	Nissan	26,491	-35.8%	12	Kia Sportage	18,792	136.4%
13	GWM Haval	25,042	36.2%	13	Hyundai Tucson	17,870	25.9%
14	BMW	22,696	-8.8%	14	Toyota Hilux 4X2	17,062	29.1%
15	Suzuki	21,578	23.5%	15	MG MG3	16,168	17.4%
16	Tesla	19,594	-	16	Mazda CX-30	13,891	4.4%
17	LDV	16,269	7.1%	17	Toyota Landcruiser Wagon	13,152	-8.4%
18	Audi	14,732	-7.9%	18	Mitsubishi ASX	12,753	-13.6%
19	Honda	14,215	-19.1%	19	Toyota Kluger	12,562	34.8%
20	Volvo	10,715	18.7%	20	Kia Cerato	12,354	-31.8%

Source: FCAI - NATDEC22

% variance is compared to whole of year 2021