





# VFACTS DECEMBER 2022

## TOP 20 BRANDS AND MODELS

### MONTH

											
BRANDS		VOLUME	% VARIANCE	MODELS		VOLUME	% VARIANCE				
1	Toyota	16,274	0.2%	1	Ford Ranger 4X4	4,113	9.8%				
2	Mazda	8,500	20.1%	2	Toyota Hilux 4X4	3,112	19.7%				
3	Ford	6,165	13.5%	3	MG ZS	3,056	54.3%				
4	Kia	5,630	15.4%	4	Toyota RAV4	2,193	-26.9%				
5	MG	5,194	58.9%	5	Mazda CX-3	2,068	191.7%				
6	Mitsubishi	4,927	-12.9%	6	Mitsubishi Outlander	2,052	52.9%				
7	Hyundai	4,434	-22.7%	7	Toyota Corolla	1,843	45.0%				
8	Subaru	4,071	45.2%	8	Tesla Model 3	1,806	-				
9	GWM Haval	3,295	116.8%	9	Hyundai Tucson	1,643	57.2%				
10	Volkswagen	3,059	25.1%	10	Mazda CX-5	1,637	-23.8%				
11	Nissan	2,540	-6.1%	11	Subaru Forester	1,586	21.4%				
12	Isuzu Ute	2,505	-10.4%	12	Toyota Landcruiser Wagon	1,544	88.1%				
13	Tesla	2,266	-	13	Kia Sportage	1,451	73.8%				
14	Mercedes-Benz	1,586	-15.7%	14	Isuzu Ute D-Max 4X4	1,380	-6.4%				
15	LDV	1,456	13.0%	15	MG MG3	1,280	48.3%				
16	Suzuki	1,326	-15.6%	16	BYD Atto 3	1,268	-				
17	BYD	1,268	-	17	Kia Sorento	1,252	333.2%				
18	Audi	1,262	31.9%	18	Mazda3	1,194	83.7%				
19	Honda	996	-39.3%	19	GWM Haval Jolion	1,184	80.8%				
20	Volvo	980	80.8%	20	Toyota Hilux 4X2	1,159	-5.1%				

Source: FCAI - NATDEC22

% variance is compared to the same time period in 2021